



1.5 Important note for service

	Danger: only use original accessories. Parts may only be replaced by qualified service technicians, otherwise the warranty/guarantee shall be null and void.
	Danger: in the event of a fault, please contact customer service immediately. Only original spare parts may be used for repairing the control units. Parts may only be replaced by qualified service technicians, otherwise the warranty/guarantee shall be null and void.

1.6 Labels

The following figures show the labels found on the G5ZL unit.

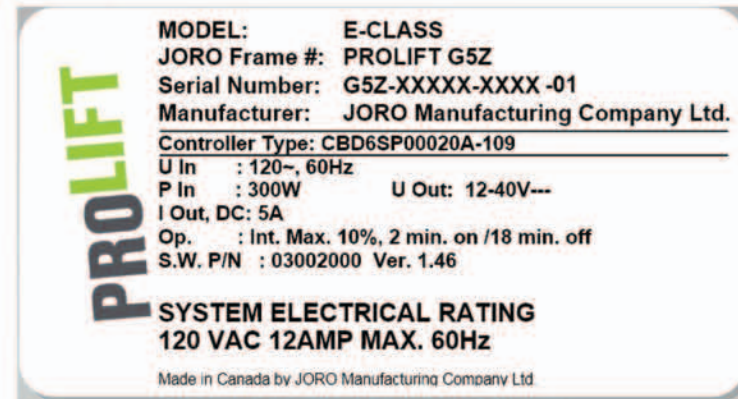


Figure 1: System Ratings of G5ZL unit



Figure 2: Tip Warning

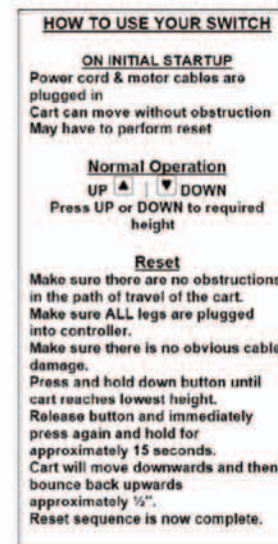


Figure 3: How to use switch



Figure 4: Maximum Weight, Width and Diagonal

1 Preface

Dear Customer,

Thank you for purchasing a Pro-LIFT G5ZL (G5ZL). The Pro-LIFT product line is designed to enhance your interactive whiteboards and projectors or LCD and complies with all the relevant safety requirements.

1.1 Intended Use

The G5ZL units may only be used for the intended purpose. Only LCD's that meet the required Pro-LIFT specifications may be used on the G5ZL. The G5ZL must be installed, put into operation and its function checked by a qualified contractor. Using the G5ZL for other purposes is only permissible with prior written consent of JO-RO Manufacturing. The basic function is upward and downward motion of the mounted LCD.

1.2 Target group and previous knowledge

This manual addresses the following people:

- Contractors who assemble the G5ZL and put it into operation (by installing all parts, components, LCD etc.)
- Furniture assembly, service and maintenance personnel who put the G5ZL into operation in the showroom, institution or customer




The following is required for installing, operating and maintaining the working condition of the G5ZL:





- Basic mechanical and electrical skills
- Reading and understanding of the user manual














1.3 Symbols used in safety instructions
















This user manual contains safety instructions with symbols drawing your attention

	Danger: this warning symbol advises you of imminent danger to people's lives and health. Failure to observe this warning may result in health problems, serious injuries and damage to property.
	Caution: this warning advises you of possible dangers from electric current. Failure to observe this warning may cause injuries and damage to property.
	Note: this symbol advises you of important information that must be noted for operating the G5ZL unit safely.

	Danger: this warning advises you of a possible risk of body parts being trapped or pinched in exceptional cases. <i>Failure to observe this warning may health problems, serious injuries and damage to property.</i>
	Note: you must read the user manual.

1.4 General safety instructions

	Note: you must read the user manual carefully before installing or operating the G5ZL unit.
	Danger: Death or serious injury may occur when children climb on audio and/or video equipment furniture. A remote control or toys placed on the furnishing may encourage a child to climb on the furnishing and as a result the furnishing may tip over on to the child.
	Danger: Relocating audio and/or video equipment to furniture not specifically designed to support audio and/or video equipment may result in death or serious injury due to the furnishing collapsing or over turning onto a child.
	Caution: do not open the G5ZL control box under any circumstances. There is a danger of electric shock.
	Caution: the G5ZL unit is not designed for continuous operation. Changing the LCD height without interruption must not exceed the duty cycle indicated on the nameplate.
	Caution: the G5ZL unit may only be operated with mains voltage as specified on the nameplate.
	Caution: where the mains plug or an appliance coupler is used as the disconnect device, the disconnect device shall remain readily operable.
	Danger: improper use of the grounding plug can result in a risk of electric shock.
	Caution: the G5ZL unit must be grounded. In the event of an electrical short circuit, grounding reduces the risk of electric shock by providing an escape wire for the electric current.
	Caution: the G5Z unit must be plugged into the power bar provided.
	Caution: only use the power cord supplied with the G5ZL unit. Check that it is not damaged. Do not ever operate the G5ZL unit if the power cord is damaged.
	Caution: do not under any circumstances cut or remove the third (ground) prong from the power cord.
	Caution: do not use an adapter plug with the G5ZL unit.

	Caution: do not use an extension cord with the G5ZL unit. If the power cord is too short, have a qualified electrician or service technician install an outlet near the G5ZL unit.
	Caution: for best operation, plug the G5ZL unit into its own electrical outlet to prevent flickering of lights, blowing of fuse or tripping of circuit breaker.
	Caution: before connecting and disconnecting hand switch, you must unplug the power cord.
	Danger: in the event of a malfunction (e.g. if the G5ZL unit keeps adjusting the LCD because a movement key has jammed), please unplug the unit immediately.
	Danger: do not expose the G5ZL unit to moisture, drips or splashes.
	Danger: when changing the LCD height position, there may in exceptional cases be a risk of pinching in spite of the safety features. You must therefore always ensure no people or objects are located in the hazardous area or reach into it.
	Danger: do not modify or make any changes to the G5ZL, the control unit or hand switches.
	Danger: do not operate the G5ZL unit in environments other than intended indoor use.
	Danger: this device is not intended for use by individuals (including children) with limited physical, sensory or mental abilities or with a lack of experience and/or lack of expertise, unless they are supervised by a person responsible for their safety or have received instructions from that person on how to use the G5ZL unit in a safe way and understand the hazards.
	Danger: children must be supervised at all times to ensure that they do not play with the G5ZL unit.
	Caution: if the G5ZL unit's power cord is damaged, it must be replaced by the manufacturer or customer service or similarly qualified person in order to prevent any risks.
	Caution: only clean the G5ZL unit with a dry or slightly moist cloth. Before cleaning, you must always unplug the power cord.
	Danger: cleaning and user maintenance shall not be made by children without supervision.
	Danger: do not overload the G5ZL unit as this can cause danger of personal injury and damage to the system.
	Danger: do not use the G5ZL unit for lifting persons. Do not sit or stand on G5ZL unit while operating due to risk of personal injury.